



Keysight Technologies

86116C

40 to 65 GHz Optical and 80 GHz Electrical Plug-in Modules



Enabling the design of next generation high-speed communication components and systems

The widest optical and electrical bandwidths with a well-designed frequency response for precision waveforms allow you to research, design, verify and troubleshoot the physical layer of today's electronic frontiers: STM-256/OC-768 telecommunication, 100 Gbps Ethernet (4x 25G variants), or 16X Fibre Channel (single-mode variants).

86116C-041 Optimized for high-speed telecom signals

- 40 G SONET/SDH and faster signals
- 70 GHz characteristic optical bandwidth displays up to 107 Gb/s NRZ
- Reference receiver for 39.81, 41.25 and 43.02 Gb/s NRZ

86116C-025 Optimized for high-speed LAN/SAN signals

- 25G Ethernet (x4 for 100 GbE) and 16X Fibre Channel (single-mode variants)
- 45 GHz characteristic optical bandwidth displays up to 40 Gb/s NRZ
- Reference receiver for 17, 25.8, and 27.7 Gb/s NRZ

Included in both options

- 93 GHz characteristic electrical bandwidth
- 55, 30 GHz settings for best sensitivity (0.6, 0.5 mV_{RMS} characteristic)

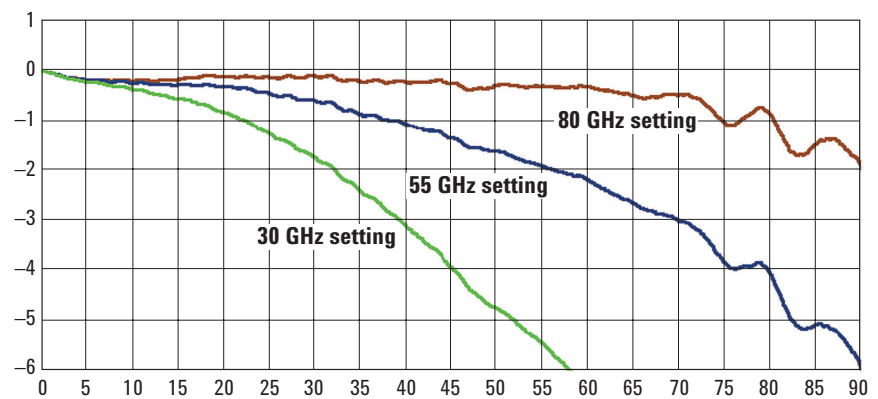
86116C

Cutting edge component and sub-system designs require accurate characterization of very high-speed signals. When viewing waveforms in the 10 to 100 Gb/s range, three requirements are critical in an oscilloscope: a well-designed frequency response, a wide bandwidth, and extremely low internal jitter. The Keysight Technologies, Inc. 86116C optical and electrical modules represent some of the fastest solutions available for measuring high-speed communication signals. Characteristically with 45 or 70 GHz optical and 93 GHz electrical bandwidth, the 86116C when paired with the 86107A precision timebase module becomes the ideal solution for ultra high-speed waveform analysis. Designers will see the real performance of their devices and not aberrations created by the test equipment.

The unfiltered bandwidth settings provide the best pulse fidelity mode for measurement and display of very high-speed waveforms and provides

a fast full-width, half-max (FWHM) of less than 7.4 ps (86116C-041). User selectable bandwidth settings can reduce noise when observing signals. The electrical channel features over 93 GHz bandwidth. This yields a 3.9 ps system risetime. Just as important as bandwidth, the channel has a well-controlled frequency response to minimize waveform distortion. User selectable bandwidth settings can be used for reduced instrumentation noise.


The 86116C integrates with the 86100C Infiniium DCA-J wideband oscilloscope mainframe. The 86100C can hold up to two modules for a total of four measurement channels. In addition, the 86100C has a comprehensive set of waveform¹ and jitter analysis² tools that decompose the jitter components. They provide extremely valuable insights when troubleshooting or optimizing the jitter performance of a component or a system.



Characteristic electrical channel frequency responses

1. 86100C-201 Advanced Waveform Analysis (includes interface to MATLAB)
2. 86100C-200 Advanced Jitter Analysis and 86100C-300 Advanced Amplitude Analysis

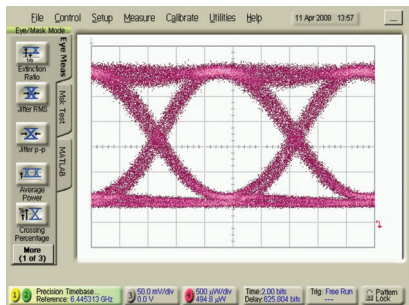
Complete Solutions for 17 to 43 Gb/s Signals



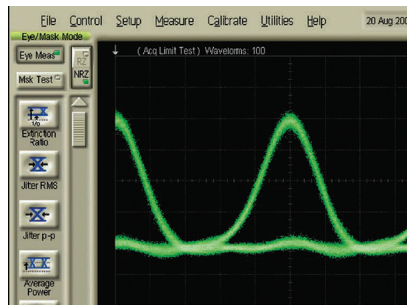
An invaluable companion to the 86116C, the 86107A precision timebase (right module) significantly reduces the 86100C's intrinsic jitter to less than 250 fs, allowing you to quickly make accurate waveform and jitter analyses.



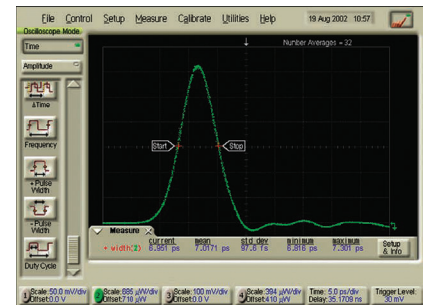
Characteristic optical unfiltered eye measurement (86116C-041).



Characteristic optical 25.8 Gb/s eye diagram (86116C-025).



Characteristic RZ optical eye measurement (86116C-041) Note the FWHM pulse width of less than 7 ps. This fast response is vital for accurate characterization of very high-speed signals. Note the absence of pulse distortion due to the well-designed frequency response of the oscilloscope channel.



Characteristic optical impulse response: pulse width < 7 ps, very low aberrations (86116C-041)

86116C Optical and Electrical Specifications

Specifications describe warranted performance over the temperature range +10 °C to +40 °C unless otherwise noted. Characteristics provide useful, non-warranted information about the functions and performance of the instrument. Characteristics are printed in italics.

	Electrical channel	Optical channel	
	86116C-025, 86116C-041	86116C-025	86116C-041
Nominal inputs	50 Ω, 1.85 mm (m)	9/125 μm, straight, FC/PC ¹	9/125 μm, straight, FC/PC ¹
Wavelength range		1300 to 1620 nm	1300 to 1620 nm
Average optical power factory of user calibrated accuracy ²		±5% ±100 nW	±5% ±100 nW
Unfiltered bandwidth	80 GHz (–3 dB _{el}) <i>93 GHz (–3 dB_{el})</i>	40 GHz (–3 dB _{opt}) <i>45 GHz (–3 dB_{opt})</i>	65 GHz (–3 dB _{opt}) ³ <i>70 GHz (–3 dB_{opt})</i>
Bandwidth settings	80, 55, 30 GHz	40 GHz (Filter off)	65, 60, 55 GHz (Filter off)
Reference receiver Data rates	–	17,000, 25,781, 27,739 Gb/s (filter on)	39.81, 41.25 and 43.02 Gb/s (filter on)
Max. non-destructive signal Average Peak	±2 V ±2 V	<i>10 mW</i> <i>< 40 mW and</i> <i>< 0.25 pJ</i>	<i>10 mW</i> ⁴ <i>< 40 mW and</i> <i>< 0.25 pJ</i>

	Electrical	1310 nm	1550 nm		
	86116C-025, 86116C-041	86116C-025	86116C-041	86116C-025	86116C-041
Maximum	2.2 mV (80 GHz)	120 μW (40 GHz)	300 μW (65 GHz)	80 μW (40 GHz)	200 μW (65 GHz)
MS Noise	1.1 mV (55 GHz)	30 μW (27.7 Gb/s)	225 μW (60 GHz)	21 μW (27.7 Gb/s)	150 μW (60 GHz)
	0.8 mV (30 GHz)	20 μW (25.8 Gb/s)	127 μW (55 GHz)	18 μW (25.8 Gb/s)	85 μW (55 GHz)
		18 μW (17 Gb/s)	102 μW (39.8/43.0 Gb/s)	15 μW (17 Gb/s)	68 μW (39.8/43.0 Gb/s)
Characteristic RMS Noise	1.1 mV (80 GHz)	60 μW (40 GHz)	187 μW (65 GHz)	40 μW (40 GHz)	125 μW (65 GHz)
	0.6 mV (55 GHz)	20 μW (27.7 Gb/s)	105 μW (60 GHz)	14 μW (27.7 Gb/s)	70 μW (60 GHz)
	0.5 mV (30 GHz)	17 μW (25.8 Gb/s)	75 μW (55 GHz)	12 μW (25.8 Gb/s)	50 μW (55 GHz)
		13 μW (17 Gb/s)	54 μW (39.8/43.0 Gb/s)	10 μW (17 Gb/s)	36 μW (39.8/43.0 Gb/s)
Sensitivity	–	–7 dBm (27.7 Gb/s) –8 dBm (25.8 Gb/s) –9 dBm (17 Gb/s)	–3 dBm (39.8/43.0 Gb/s)	–8 dBm (27.7 Gb/s) –9 dBm (25.8 Gb/s) –10 dBm (17 Gb/s)	–5 dBm (39.8/43.0 Gb/s)


1. Ships with one 86100FI FC/PC connector interface. Other types can be ordered separately.
2. 20 °C to 30 °C, excludes connector uncertainty
3. Calculated from 0.48/FWHM using optical impulse at 1550 nm
4. Using a 20% filled 40 Gb/s pulse train (5 ps FWHM, 25 ps period)

86116C Ordering Information

86116C¹	40 to 65 GHz optical / 80 GHz electrical sampling module, 1300 to 1620 nm
<i>Select exactly one reference receiver option:</i>	
86116C-025:	40 GHz opt./80 GHz elec. channels, 17.0/25.8/27.7 Gb/s reference receiver
86116C-041:	65 GHz opt./80 GHz elec. channels, 39.81/41.25/ 43.02 Gb/s reference receiver
86100C	Infiniium DCA-J mainframe
86100C-001	Enhanced trigger, 13 GHz bandwidth
86100C-200	Jitter analysis software
86100C-201	Advanced waveform analysis software
86100C-300	Amplitude analysis/RIN/Q-factor
86107A	Precision timebase reference module
<i>Select exactly one clock input capability:</i>	
86107A-010	2.5 and 10 GHz clock input capability
86107A-020	10 and 20 GHz clock input capability

See also www.keysight.com/find/dcaj for other modules, options and accessory.

To upgrade an 86100A/B or older DCAs contact Keysight Technologies, Inc. to discuss current trade-in deals.

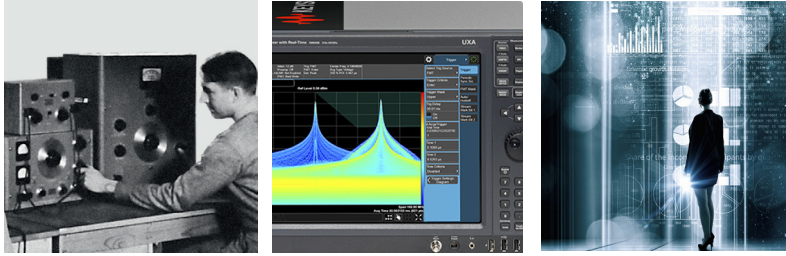


1. Requires 86100C with firmware revision A.08.00 or greater (available from www.keysight.com/find/dcaj).
2. Recommended for data rates 25.8 G and higher.

Evolving Since 1939

Our unique combination of hardware, software, services, and people can help you reach your next breakthrough. We are unlocking the future of technology.

From Hewlett-Packard to Agilent to Keysight.



For more information on Keysight Technologies' products, applications or services, please contact your local Keysight office. The complete list is available at:

www.keysight.com/find/contactus

Americas

Canada	(877) 894 4414
Brazil	55 11 3351 7010
Mexico	001 800 254 2440
United States	(800) 829 4444

Asia Pacific

Australia	1 800 629 485
China	800 810 0189
Hong Kong	800 938 693
India	1 800 11 2626
Japan	0120 (421) 345
Korea	080 769 0800
Malaysia	1 800 888 848
Singapore	1 800 375 8100
Taiwan	0800 047 866
Other AP Countries	(65) 6375 8100

Europe & Middle East

Austria	0800 001122
Belgium	0800 58580
Finland	0800 523252
France	0805 980333
Germany	0800 6270999
Ireland	1800 832700
Israel	1 809 343051
Italy	800 599100
Luxembourg	+32 800 58580
Netherlands	0800 0233200
Russia	8800 5009286
Spain	800 000154
Sweden	0200 882255
Switzerland	0800 805353
	Opt. 1 (DE)
	Opt. 2 (FR)
	Opt. 3 (IT)
United Kingdom	0800 0260637

For other unlisted countries:

www.keysight.com/find/contactus
(BP-9-7-17)

DEKRA Certified
ISO 9001 Quality Management System

www.keysight.com/go/quality
Keysight Technologies, Inc.
DEKRA Certified ISO 9001:2015
Quality Management System

myKeysight

myKeysight

www.keysight.com/find/mykeysight

A personalized view into the information most relevant to you.

http://www.keysight.com/find/emt_product_registration

Register your products to get up-to-date product information and find warranty information.

KEYSIGHT SERVICES

Accelerate Technology Adoption.
Lower costs.

Keysight Services

www.keysight.com/find/service

Keysight Services can help from acquisition to renewal across your instrument's lifecycle. Our comprehensive service offerings—one-stop calibration, repair, asset management, technology refresh, consulting, training and more—helps you improve product quality and lower costs.

Keysight Assurance Plans

www.keysight.com/find/AssurancePlans

Up to ten years of protection and no budgetary surprises to ensure your instruments are operating to specification, so you can rely on accurate measurements.

Keysight Channel Partners

www.keysight.com/find/channelpartners

Get the best of both worlds: Keysight's measurement expertise and product breadth, combined with channel partner convenience.

